



WORLD
CONGRESS
2024

ISTANBUL
15-18 October *Türkiye*

15th October 2024



The ESRA initiative

Eva Michelaraki¹, Uta Meesmann² & George Yannis³

¹ Civil Transportation Engineer, NTUA



² ESRA project manager, Senior Researcher, Vias institute



³ Professor, NTUA

irf2024.irfofficial.org



Eva Michelaraki

PhD, Research Associate

Civil Transportation Engineer

National Technical University of Athens



Email: evamich@mail.ntua.gr

Website: <https://www.nrso.ntua.gr/p/evamich/>



WORLD
CONGRESS
2024

irf2024.irfofficial.org

The ESRA initiative - www.esranet.eu



International network

- Coordinated by Vias institute & Steering Group
- 40 partners - **68 countries** – 6 continents
- Heart: ‘E-survey on road users’ attitudes’ – online panel survey
- Funding: partners’ own resources (or sponsors)

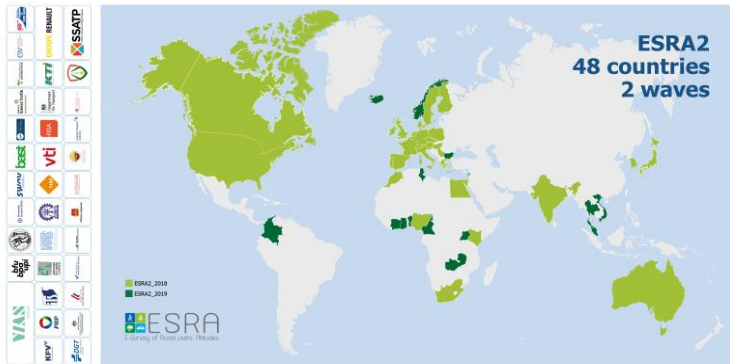
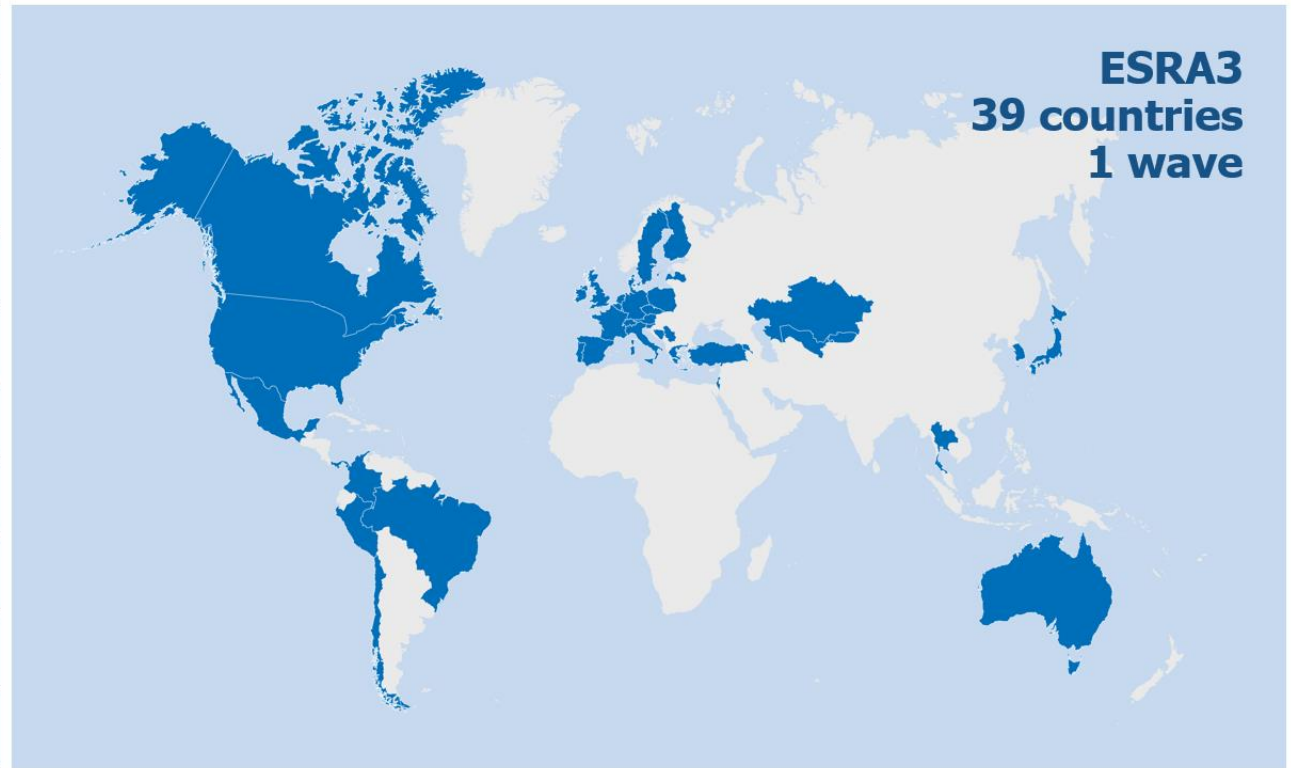


Aim & objectives

- Collect and analyze **comparable data** on road safety performance & traffic safety culture
- Provide **scientific support** for road safety policy making at national and international levels
- Develop a series of reliable, cost-effective and comparable road safety performance indicators & time series on **road safety performance & road safety culture**



Evolution & partners



Funding is secured by the ESRA partners, from national or international sources.

ESRA3 methodology

Identical method & questionnaire - **Online panel survey**

ESRA3: 39 countries

- Total sample $n = 37000$
 - Aim at ≥ 1000 road users per country
 - **Representative sample** of the national adult population (18-74) based on age*gender
- 49 national language versions
- 26 questions (>400 variables)
- LOI = 20 min

Calculation of weighted regional and national **means**



ESRA3 survey content

Length of roads &
motorways
vehicle kilometers



Car drivers



Moped riders /
motorcyclists



Cyclists



Pedestrians



E-scooters



support for road
safety policy
measures

self-reported
behaviour in
traffic

acceptability of
safe and unsafe
traffic behaviour

attitudes towards
safe and unsafe
traffic behaviour

subjective safety
and risk
perception

involvement in
road crashes



enforcement of
traffic laws

+VRU, e-
scooters,
infrastructure
(new)

regional
questions HIC,
LMIC (new)

↓

Contextual data

from external
databases i.e.,
CARE, EUROSTAT,
IRF, IRTAD, OECD,
WHO, World bank

↓

Further analysis
Country fact sheets

Key output from ESRA3 - www.esranet.eu

- 39 Country Fact Sheets
- **Dashboard** with national results
- Main report & methodology report
- 13 Thematic Reports:

Driving under influence

Distraction (mobile phone use) & fatigue
Speeding
Seat belt & child restraint systems

Support for policy measures & enforcement
Subjective safety & risk perception
Infrastructure

Moped riders & motorcyclists

Cyclists
Pedestrians
E-scooters

Male & female road users
Young & aging road users

- ESRA conference in June 2025 in Brussels
- Many scientific articles, national reports, conference presentations...

Recent dissemination based on ESRA results



ESRA
E-Survey of Road users' Attitudes

Türkiye ESRA3 Ülke Bilgi Formu

ESRA (Yol Kullanıcılarının Davranışlarına İlişkin Elektronik Anket), dünyanın dört bir yanından karayolu trafik güvenliği enstitüleri, araştırma merkezleri, kamu hizmetleri ve özel destekçilerinin ortak bir girişimidir. Ancak, karayolu trafik güvenliği performansı ve karayolu trafik güvenliği kültürü hakkında karşılaştırılabilir veri toplamak ve bu veriyi analiz etmek için ESRA verileri, geniş bir karayolu trafik güvenliği göstere seti için temel olarak kullanılmaktadır. Bunlar, ulusal ve uluslararası düzeyde strateji oluşturulması için bilimsel kanıtlar sağlamaktadır. Brüksel'deki (Belçika) Vias Enstitüsü, on yönlendirme grubu ortası (BASK, DTU, IATSS, ITS, KfV, NTUA, PIP, SWOV, TRF, Gustava Ertel Üniversitesi) ile işbirliği içinde ESRA'yı başlatmış ve projeyi koordine etmektedir. ESRA'nın merkezinde, ortaklaşa geliştirilen ve ulusal dillere çevrilen bir anket çalışması yer almaktadır. Ele alınan konular arasında; kişilerin beyan ettiği davranışlar, güvenli olmayan trafik davranışlarına ilişkin tutum ve görüşler, uygulama deneyimleri ve tedbir politikalarına destek olma yer almaktadır. Anket farklı karayolu trafik güvenliği konularını (örneğin alkol, uyuturucu ve ilaç etkisi altında araç kullanma, ağır hız, dikkat dağınıklığı) ele almakta ve araç sürücülerini, motosiklet ve elektrikli motosiklet kullanıcılarını, bisiklet kullanıcılarını, elektrikli skuter kullanıcılarını ve yayılları hedeflemektedir.

Bu bilgi notu, 2023 yılında 39 ülkede eş zamanlı olarak gerçekleştirilen ESRA3 anketinin kilit sonuçlarını içermektedir. Bu çevrimiçi ankette toplamda 37.000'den fazla yol kullanıcılarından (Türkiye'de 897, 18-74 yaş arası) veri toplanmıştır. Türkiye'deki ESRA3 araştırması, DSD (Dünya Sağlık Örgütü) Avrupa Bölge Ofisi tarafından Karayolu Trafik Güvenliği 5. Bölgesel Durum Raporuna kapsamında desteklenmiştir. Görünüşe ilişkin genel ve detaylı bilgiler www.esranet.eu adresinde bulunabilir.

Aşağıdaki şekillerde Türkiye'nin (mavi çubuk) Aşağı-Okyanusya6 (Bu coğrafyada bulunan 6 ülke) ESRA3 ortalaması1 (gri çubuk) ile karşılaştırıldığı temel bir değişken seti gösterilmektedir.

Ulaşılan modu

Göçümüz 12 ay boyunca, aşağıdaki ulaşım modlarını ne sıklıkla kullandınız (1 = hiçbir zaman ile 5 = haftada en az 4 gün arasında, 5 puan üzerinden değerlendirildi; diğer)

Ulaşılan Mod	Türkiye (%)	Ortalama (Yüksek Puan -> Güvenli)
Toplu taşıma	34,4%	39,2%
Otomobil sürücüsü	49,7%	42,3%
Otomobil yolcusu	42,7%	44,7%
Motosiklet/ motorlu bisiklet sürücüsü	14,2%	11,8%
Bisikletçi	13,0%	13,0%
Elektrikli skuter	10,0%	10,0%
Yaya	10,2%	10,8%

Algılanan güvenlik

Aşağıdaki ulaşım modlarını kullanırken kendinizi ne kadar güvenli veya güvensiz hissediyordunuz (0 = çok güvensiz ile 10 = çok güvenli arasında, 11 puan üzerinden değerlendirildi; diğer)

Ulaşılan Mod	Türkiye (0-10)	Ortalama (Yüksek Puan -> Güvenli)
Toplu taşıma	7,1	7,2
Otomobil sürücüsü	4,8	4,8
Otomobil yolcusu	3,6	3,6
Motosiklet/ motorlu bisiklet sürücüsü	1,9	1,9
Bisikletçi	3,1	3,5
Elektrikli skuter	3,3	3,3
Yaya	7,1	6,4

ESRA3 Ülke Bilgi Formu: Türkiye (2023) - sayfa 1

ESRA
E-Survey of Road users' Attitudes

Moped riders and motorcyclists
ESRA3 Thematic report Nr. 4

E-Scooter Riders
ESRA3 Thematic report Nr. 6

Example: Driving under influence of alcohol above the legal limit

Use of transport modes	Perceived safety	Self-declared behaviour	Acceptability	Enforcement	Support for policy measures	Infrastructure
Car as a driver	Car passenger	Pedestrian	Moped rider/motorcyclist	Cyclist	E-scooter rider	

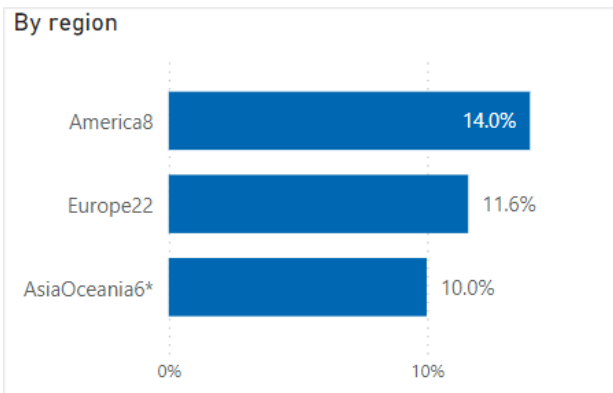
Over the last 30 days, how often did you as a CAR DRIVER ...?

Drive when you may have been over the legal limit for drinking and driving

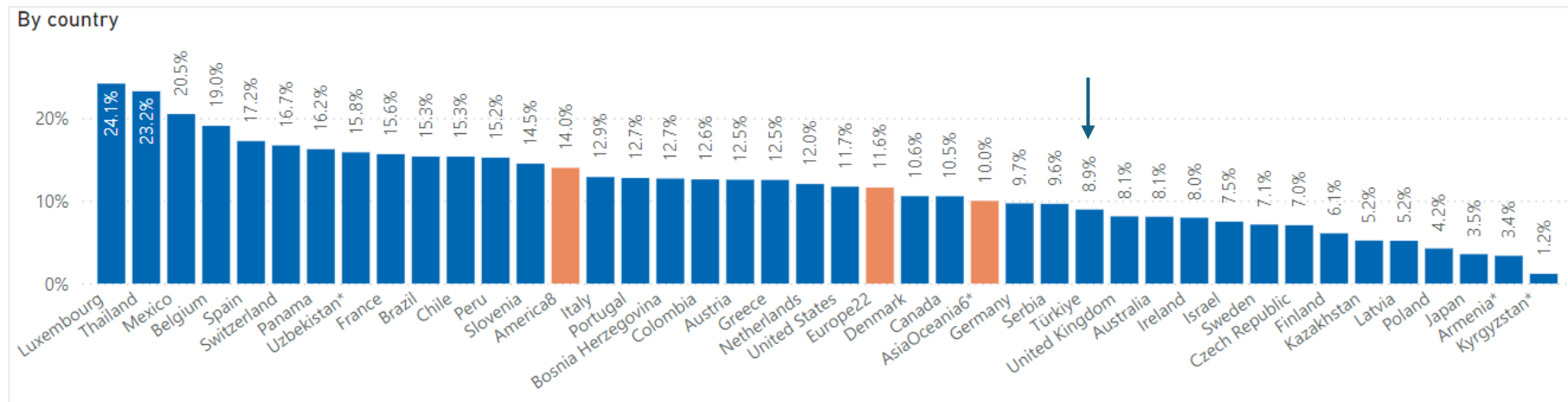
% at least once in the past 30 days (scores 2 to 5 on a 5-point scale from 1 "never" to 5 "[almost] always")

Reference population: car drivers, at least a few days a month

Based on internet access panel survey



* AsiaOceania6 mean does not include Armenia, Kyrgyzstan, and Uzbekistan due to different methodology



Source: Vias institute. (2024). ESRA3 dashboard. <https://www.esranet.eu/en/dashboard/>

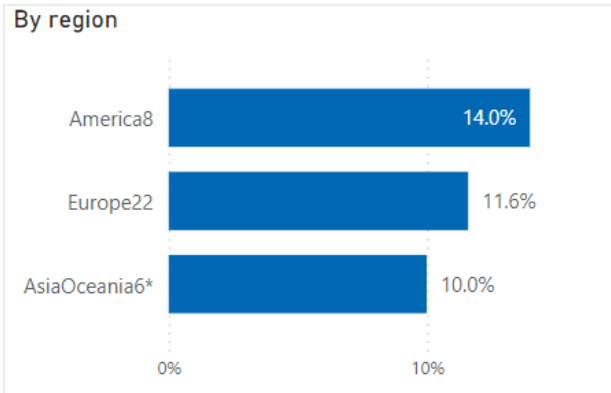
Example: Support of policy measures - zero tolerance alcohol for all drivers

Use of transport modes	Perceived safety	Self-declared behaviour	Acceptability	Enforcement	Support for policy measures	Infrastructure
Car as a driver	Car passenger	Pedestrian	Moped rider/motorcyclist	Cyclist	E-scooter rider	

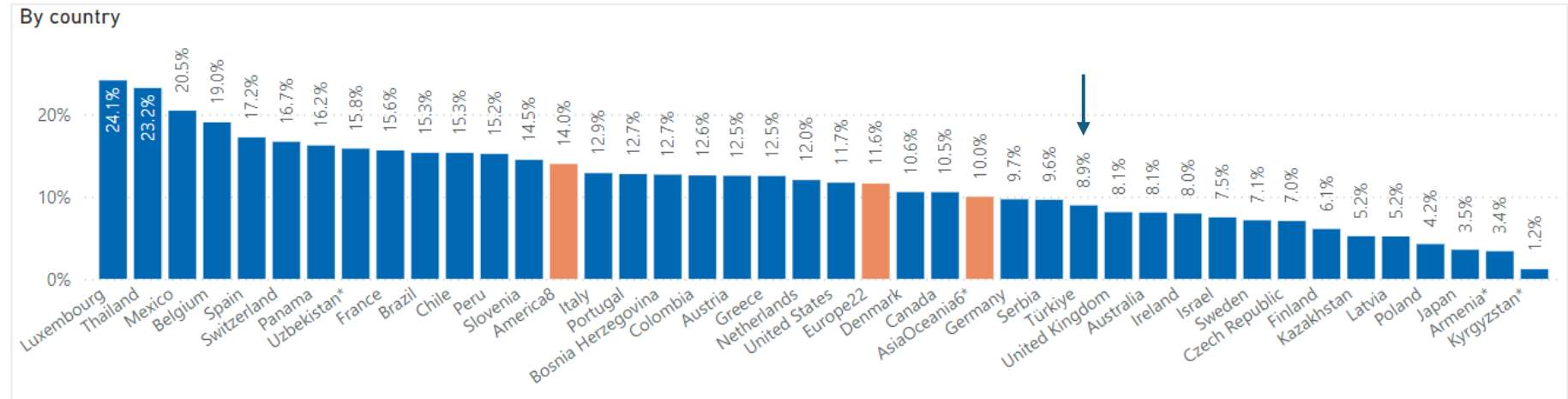
Over the last 30 days, how often did you as a CAR DRIVER ...?

Drive when you may have been over the legal limit for drinking and driving

% at least once in the past 30 days (scores 2 to 5 on a 5-point scale from 1 "never" to 5 "[almost] always")
 Reference population: car drivers, at least a few days a month
 Based on internet access panel survey



* AsiaOceania6 mean does not include Armenia, Kyrgyzstan, and Uzbekistan due to different methodology



Source: Vias institute. (2024). ESRA3 dashboard. <https://www.esranet.eu/en/dashboard/>

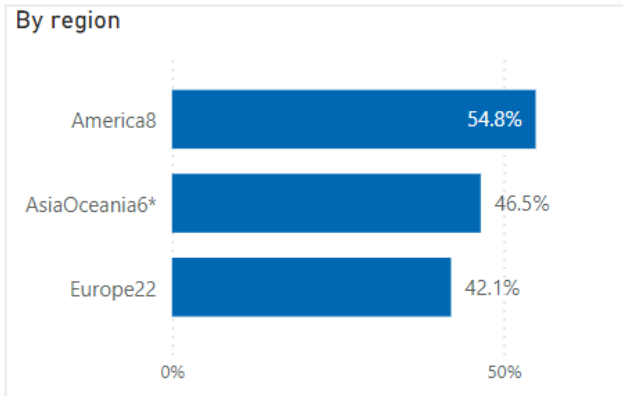
Example: Support of policy measures - 30 km/h zones in built-up areas

Use of transport modes	Perceived safety	Self-declared behaviour	Acceptability	Enforcement	Support for policy measures	Infrastructure
------------------------	------------------	-------------------------	---------------	-------------	-----------------------------	----------------

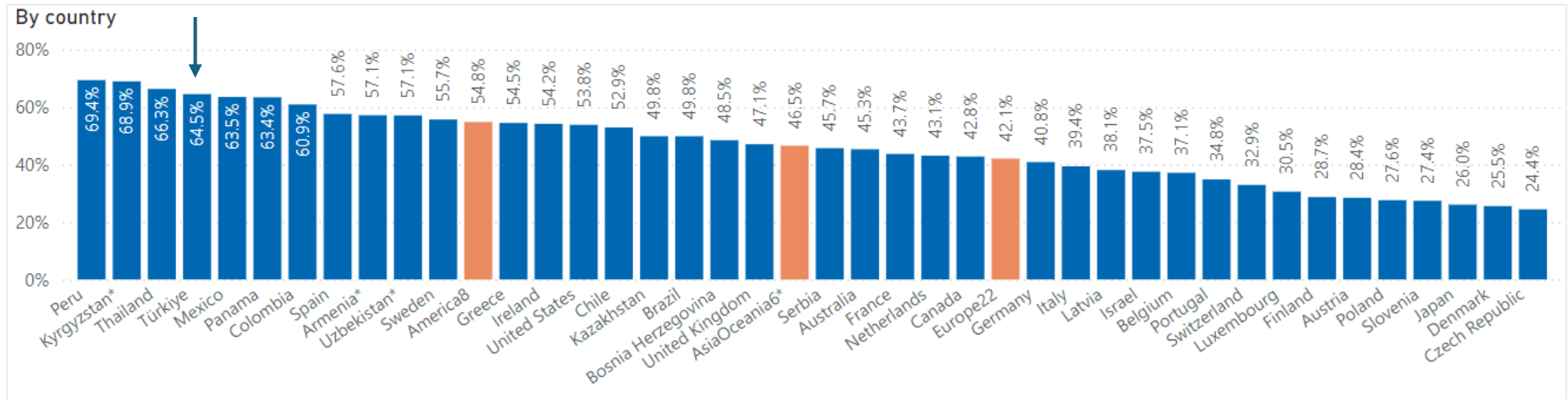
Do you oppose or support a legal obligation ...?

Limiting the speed limit to 30 km/h in all built-up areas (except on main thoroughfares) ▼

% support (scores 4 to 5 on a 5-point scale from 1 "oppose" to 5 "support")
 Reference population: all road users
 Based on internet access panel survey



* AsiaOceania6 mean does not include Armenia, Kyrgyzstan, and Uzbekistan due to different methodology



Source: Vias institute. (2024). ESRA3 dashboard. <https://www.esranet.eu/en/dashboard/>

Stay tuned on ESRA via www.esranet.eu

ESRA
E-Survey of Road Users' Attitudes

HOME ABOUT THE PROJECT PARTNERS DASHBOARD **PUBLICATIONS** NEWS & EVENTS CONTACT

40 Partners engaged in the project

68 Participating countries

6 Continents covered

5 Target road users

10 Main themes

Discover the 39 new Country Facts Sheets of ESRA3

ESRA, Who are we and what do we do?

ESRA is a joint international initiative of research organisations and road safety institutes coordinated by Vias institute, and the acronym stands for E-Survey of Road Users' Attitudes.

It is an extensive survey undertaken with a representative sample of the adult population in participating countries (using online access panels), carried out in 68 participating countries and covering 6 continents.

The 20-min survey addresses over **300 items**, focusing on 5 topics;

Speeding DUI Distraction Seatbelt Fatigue

Do you want to discover the ESRA2 dashboard?

Unlocking the New Key Output: ESRA3

- 39 country fact sheets & ESRA3 dashboard - spring 2024
- 13 Thematic reports - now
- Final report - December 2024
- 10 years ESRA conference - June 2025
- Fieldwork of next edition - spring 2026
- **Contact us to sign up for ESRA4 !**
- ESRA contact: esra@vias.be
- Sign up for ESRA newsletter www.esranet.eu/en/contact/

ESRA3 thematic reports

After the publication of the country fact sheets, dashboard and methodology report, the ESRA3 team has reached another milestone in the project: the thematic reports. These reports describe the main specific topics and their differences according to country, region, age and gender. Furthermore they also discuss relevant literature of the topic and compare with external data. We are excited to share with you the first four topics.

- Subjective Safety & Risk Perception
- Distraction & Fatigue
- Speeded Driving & Intoxication
- E-scooter risks.

We extend our special thanks to our steering group partners the Portuguese Road Safety Association (PRSA), the National Technical University of Athens (NTUA), the Austrian Road Safety Board (RSB) and the Traffic Injury Research Foundation (TRIF) for their work in writing these reports. The Federal Highway Research Institute (BASt), Technical University of Denmark (DTU) and the Motor Transport Institute (ITI) ensured the high quality and accuracy by reviewing the reports. The Institute for Road Safety Research (IWSRV) was responsible for the overall coordination of the review procedure.

Discover the thematic reports

In this coming period we will be releasing more thematic reports that will continue to build on the wealth of data provided by the ESRA3 survey. Stay an eye on the next ESRA3 mailing!

Discover the ESRA3 thematic reports

If you want to join the ESRA community and include your country in future data collection, do not hesitate to contact esra@vias.be. Let's improve road safety together!

ESRA3 (10 years of Road Users' Attitudes) is a joint initiative of road safety organisations and road safety institutes. The aim is to monitor and evaluate transportation safety and road safety performance, to participate in road safety research and innovation.

Any questions? Contact the ESRA3 Coordination Team: esra@vias.be.

For more information on ESRA & applications for ESRA4 contact:



Uta Meesmann 

ESRA Project Manager

Vias institute

uta.meesmann@vias.be & esra@vias.be

Website: www.esranet.eu





**WORLD
CONGRESS
2024**

Eva Michelaraki

Civil Transportation Engineer

evamich@mail.ntua.gr

irf2024.irfofficial.org